





THE NEW ATC MODEL AUGER IS CONSTRUCTED IN HIGH QUALITY STEEL AND INCORPORATES MANY FEATURES THAT ENABLE MORE EFFICIENT OPERATION, FACILITATING WORK. EFFICIENT DRILLING IS ENSURED BY AUGER LENGTH OPTIMISED IN RELATION TO THE DIAMETER, WHILE CONSTANT SPIRAL CUTTING ENABLES THE TEETH TO BE PLACED TO OPTIMISE DIGGING. THEY ARE ANGLED TO DIRECT THE SPOIL TOWARDS THE MIDDLE OF THE AUGER. THE TOOTH CUTTING ANGLE ENSURES THAT THE SPOIL IS EFFECTIVELY CRUSHED TO PREVENT ALL BLOCKAGES. THE VARIOUS PARTS SUBJECT TO WEAR CAN BE COMBINED AS APPROPRIATE FOR USE OF THESE AUGERS ON SOFT, MIXED ROCKY AND EVEN FROZEN GROUND. THE AUGER IS SUPPLIED COMPLETE WITH HOSES.



		TONS (LB)	1,0 - 2,0 (2205 - 4409)	1,5 - 3,0 (3307 - 6614)	2,5 - 4,5 (5512 - 9921)	4,0 - 6,0 (8818 - 13228)	5,5 - 10,0 (121254 - 22046)	10,0 - 15,0 (22046 - 33069)	15,0 - 22,0 (33069 - 48502)
		MOD.	ATC150	ATC250	ATC350	AT550	AT1000	AT1500	AT2500
A	MM (IN)		200 (8)	200 (8)	245 (10)	270 (10,6)	290 (11,4)	290 (11,4)	345 (13,5)
	MM (IN)		690 (8)	690 (8)	775 (30,5)	905 (35,6)	1025 (40,3)	1025 (40,3)	1250 (49,2)
B	MM (IN)		Ø65 (2,5)	Ø65 (2,5)	Ø65 (2,5)	SQUARE 75 MM (2,9)	SQUARE 75 MM (2,9)	SQUARE 75 MM (2,9)	SQUARE 75 MM (2,9)
	KG (LB)		65 (143)	66 (145)	98 (216)	140 (309)	230 (507)	240 (529)	355 (783)
BIT COUPLING		MM (IN)	Ø65 (2,5)	Ø65 (2,5)	Ø65 (2,5)	SQUARE 75 MM (2,9)	SQUARE 75 MM (2,9)	SQUARE 75 MM (2,9)	SQUARE 75 MM (2,9)
WITHOUT COUPLING		KG (LB)	65 (143)	66 (145)	98 (216)	140 (309)	230 (507)	240 (529)	355 (783)
BIT ROTATION		RPM	44-98	36-87	42-90	30-87	27-58	20-43	12-26
	MINIMUM - MAX	L/MIN (GAL/MIN)	20-45 (5,2 - 11,8)	27-65 (7,1 - 17,2)	40-85 (10,5 - 22,4)	40-115 (10,5 - 30,3)	70-150 (10,5 - 30,3)	80-170 (21,1 - 44,9)	80-170 (21,1 - 44,9)
	MAX	BAR (PSI)	205 (2973)	240 (3480,9)	240 (3480,9)	260 (3770,9)	260 (3770,9)	240 (3480,9)	240 (3480,9)
	MAX TORQUE	N/M (FT/LBS)	1500 (1106,3)	2500 (1843,9)	3600 (2655,2)	5500 (4056,5)	10600 (7818,1)	15000 (11063,4)	25000 (18439,0)
	AUGER BIT LENGTH	MM (IN)	1200 (47,2)	1200 (47,2)	1200 (47,2)	1500 (59)	1800 (70)	1800 (70)	1800 (70)
AUGER BIT CLASS			S4	S4	S4	S5	S6	S6	S6



STANDARD TECHNICAL FEATURES

- 1 PLANETARY REDUCTION GEARBOX

USED FOR SPEED REDUCTION, IT GUARANTEES HIGH EFFICIENCY THANKS TO REDUCED ROTATION POWER EVEN ON MACHINES WITH LOW HYDRAULIC FLOW RATES.
- 2 TOOTH FIXING SYSTEM

THE PATENTED TOOTH FIXING SYSTEM ENSURES SAFE LOCKING OF THE TEETH AND PROTECTS THEM AGAINST POSSIBLE IMPACT FRACTURES. THE TEETH ARE ARRANGED FOR OPTIMISED DIGGING.

OPTIONAL

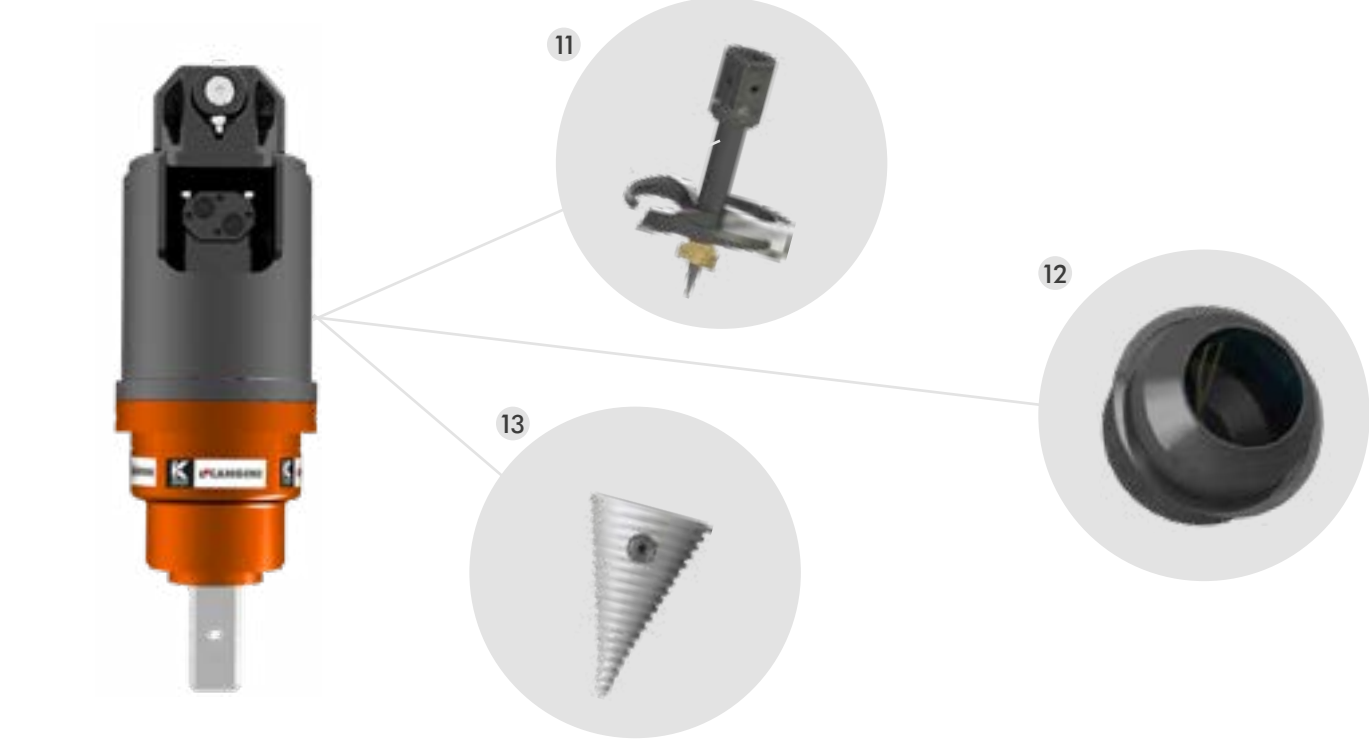
- 3 SINGLE PIN COUPLING
- 4 CRADLE JOINT

IT SUPPORTS THE AUGER TO ENABLE EVEN HORIZONTAL DRILLING. IT ALSO PREVENTS AUGER OSCILLATION DURING SPOIL DISCHARGE, ENABLING SAFE TRANSPORTATION AND PRECISE HOLE ALIGNMENT.
- 5 CRADLE SADDLE
- 6 EXTENSION S4 - S5 - S6 1000MM
- 7 STANDARD BIT S4 - S5 - S6

SUITABLE FOR DRILLING GROUND OF AVERAGE CONSISTENCY, WITH OPTION OF REPLACING THE INSERTS AND BIT CENTRING DEVICE TO RESTORE THE INITIAL CONDITIONS.
- 8 ROCK BIT S4 - S5 - S6

SUITABLE FOR DRILLING VERY HARD GROUND WITH ROCKS OR RUBBLE.
- 9 MT - ATC BIT ADAPTER (A) ATC - MT BIT ADAPTER (B)
- 10 PRESSURE REDUCER VALVE

AVAILABLE ON REQUEST



OPTIONAL

- 11

STUMP PLANER S4 - S5
THE AUGER ACCESSORY FOR EFFECTIVE, EASY AND CLEAN REMOVAL OF TREE STUMPS OF ANY SIZE IN A SHORT TIME.
IDEAL FOR SOIL PREPARATION AND FOREST MAINTENANCE.
- 12

CEMENT MIXER BOWL S4 - S5
MIXER BOWL ENABLES QUICK AND EASY MIXING OF CONCRETE.
IDEAL FOR WORK ON ROUGH TERRAIN REQUIRING THE CONCRETE MIXING IN SMALL QUANTITIES.
- 13

LOG SPLITTER S4
THE LOG SPLITTER ATTACHMENT IS COMPACT AND ROBUST FOR EASY PROCESSING AND RECYCLING OF LOGS.
THE CONICAL SHAPE MAKES ITS WAY INTO THE LOG, SPLITTING IT IN TWO.

BIT

		BIT COUPLING	150 Ø	200 Ø	250 Ø	300 Ø	350 Ø	400 Ø	500 Ø	600 Ø
7	STANDARD BIT S4	Ø65 (2,5)	•	•	•	•	•	•	•	•
7	STANDARD BIT S5	SQUARE 75 MM (2,9)	•	•	•	•	•	•	•	•
7	STANDARD BIT S6	SQUARE 75 MM (2,9)	•	•	•	•	•	•	•	•
8	ROCK BIT S4	Ø65 (2,5)	•	•	•	•	•	•	•	•
8	ROCK BIT S5	SQUARE 75 MM (2,9)	•	•	•	•	•	•	•	•
8	ROCK BIT S6	SQUARE 75 MM (2,9)	•	•	•	•	•	•	•	•

ACCESSORIES

		BIT COUPLING	DIAMETER MM (IN)	ATC150	ATC250	ATC350	AT550	AT1000	AT1500	AT2500
11	STUMP PLANER S4	Ø65	250 (10)	•	•	•	/	/	/	/
11	STUMP PLANER S4	Ø65	350 (14)	•	•	•	/	/	/	/
11	STUMP PLANERE S5	SQUARE 75 MM (2,9)	250 (10)	/	/	/	•	/	/	/
11	STUMP PLANER S5	SQUARE 75 MM (2,9)	350 (14)	/	/	/	•	/	/	/
12	CEMENT MIXER BOWL S4 180 L	Ø65	-	•	•	•	/	/	/	/
12	CEMENT MIXER BOWL S5 180 L	SQUARE 75 MM (2,9)	-	/	/	/	•	/	/	/
13	LOG SPLITTER S4	Ø65	80 (8)	•	•	•	/	/	/	/

